

**Unprecedented Terror Free Tomorrow**  
**Polls: World's Largest Muslim Countries**  
**Welcome US Navy**

*New Results from Indonesia  
and Bangladesh*



© 2006 by Terror Free for Tomorrow, Inc  
All rights reserved.

[www.TerrorFreeTomorrow.org](http://www.TerrorFreeTomorrow.org)

## **Executive Summary:**

In unprecedented public opinion surveys by Terror Free Tomorrow, Indonesians and Bangladeshis overwhelmingly welcome the U.S. Navy's recent humanitarian mission of the *USNS Mercy* to their shores.

*Mercy* is a fully equipped 1,000-bed floating hospital, staffed by Navy medical personnel and volunteer doctors and nurses from Project HOPE, which recently provided free medical services and training to the people of Indonesia and Bangladesh, among others. And by its mission, *Mercy* helped favorably change public opinion toward the United States in both Indonesia and Bangladesh—the world's first and third largest Muslim countries.

In a nationwide poll of Indonesians conducted after the mission, of those who had heard of the *Mercy's* visit, a remarkable 85 percent had a favorable opinion. In a similar survey throughout Bangladesh, 95 percent of the people of Bangladesh were favorable to the *Mercy's* mission.

The consensus approval of the *Mercy* mission cut across every demographic group and political view. Whether respondents were unfavorable toward the United States and opposed to the US war on terrorism, or even supporters of Bin Laden and approve suicide terrorist attacks—whatever their views or demographic category—every group had a favorable opinion of the *Mercy's* mission. Indeed, 87 percent of those surveyed in Bangladesh stated that the activities of *Mercy* made their overall view of the United States more positive.

In fact, having been questioned on terrorism, the United States, humanitarian relief, various types of foreign assistance and the *Mercy* mission, those surveyed were asked to rank what in the future would make their opinion of the United States more favorable. Respondents were given a choice of comparable and concrete activities the United States could undertake.

The first choice of respondents in Indonesia and Bangladesh was educational scholarships. But the number two priority was additional and expanded visits of the hospital ship *Mercy* to their countries. Next came concluding a free trade treaty with the United States and finally, stronger American support for resolving the Palestinian-Israeli conflict and for establishing a Palestinian state.

“The National Military Strategic Plan for the War on Terrorism” by the Pentagon's Joint Chiefs of Staff concludes that American humanitarian assistance is “often key to demonstrating benevolence and goodwill abroad...countering ideological support for terrorism, [which is] the enemy's center of gravity.”

The recent mission of the *Mercy* proves that ongoing humanitarian missions by the U.S. military will continue to reap demonstrable and measurable gains in popular esteem. Indeed, the near universal approval of the *Mercy* is a striking testament to the ability of

tangible humanitarian aid to win favorable public opinion for the United States in the Muslim world.

The surveys also demonstrate that if the United States Navy itself delivers humanitarian assistance, as in the case of the *Mercy*, people overwhelmingly approve. The fact that the *Mercy* is a U.S. Navy ship makes Indonesians more positive by a striking six to one margin—no doubt a reflection of the continuing goodwill toward the U.S. Navy from tsunami relief.

American humanitarian assistance can make a significant and long-term difference in building goodwill toward the United States and eroding popular support for global terrorists. The mission of the *Mercy* by the United States Navy, in partnership with the volunteer assistance of Project HOPE doctors and medical personnel, sets a stellar example of the kind of actions the United States must take to win popular support, which is essential to winning the long-term struggle against extremism and terrorism.

When *Mercy* is joined by *Hope*, medical diplomacy succeeds in changing the opinion of the United States in the most populous Muslim countries of the world.

Surveys on the *Mercy* mission were part of a broader inquiry on attitudes in the most populous Muslim countries. A complete analysis of those findings can be accessed at [www.terrorfreetomorrow.org](http://www.terrorfreetomorrow.org).

The surveys in Indonesia and Bangladesh were conducted nationwide in local languages at the end of August 2006 among 1,209 respondents in Indonesia (2.9% margin of error) and 1,010 in Bangladesh (3.1% margin of error). Full survey results and methodology follow.

## **Key Findings in Indonesia and Bangladesh on the *Mercy* Mission:**

- Indonesians and Bangladeshis both overwhelmingly approve of the recent visit of *Mercy* to their countries: 63% in Indonesia and 95% in Bangladesh (more people in Bangladesh had heard of the mission before the survey).
- More than 85% of Indonesians who had heard of the *Mercy*'s mission before the survey had a favorable opinion.
- The result in both countries was that the *Mercy* significantly improved their overall opinion of the United States (a majority in Indonesia and upwards of four-fifths in Bangladesh).
- The fact that the *Mercy* is a United States Navy ship made people in both Indonesia and Bangladesh more favorable to the mission—by a six to one margin in Indonesia and a two to one margin in Bangladesh.
- Both Indonesians and Bangladeshis also ranked return visits of the *Mercy* to their countries as the number two priority against comparable future actions by the United States.

## **Findings in Indonesia and Bangladesh relating to Support for US, Bin Laden and Terrorism:**

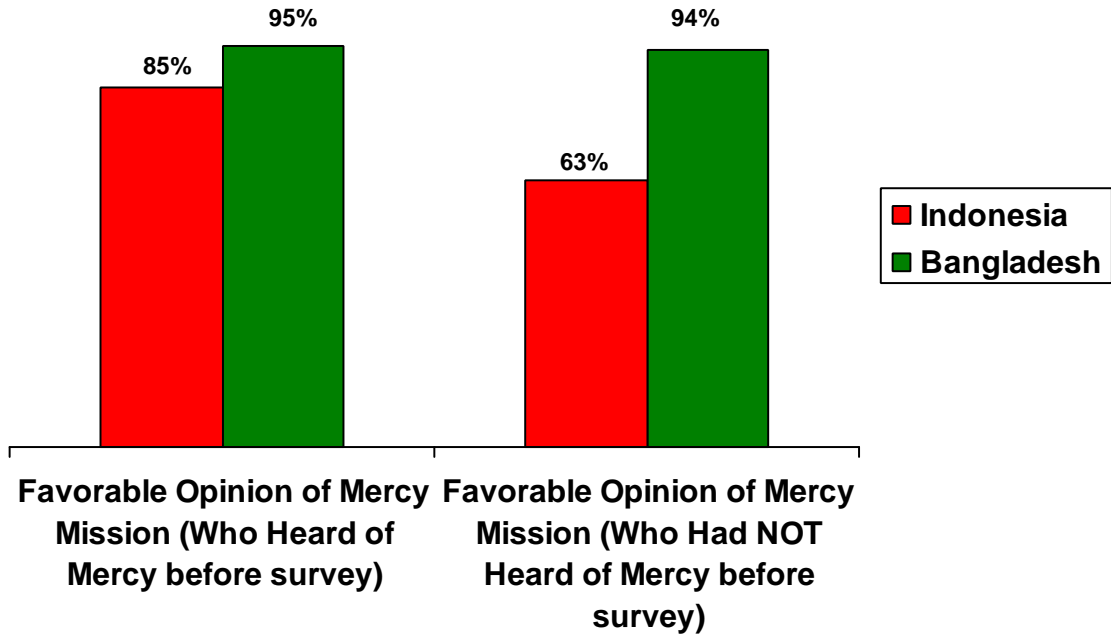
- Favorable opinion among Indonesians to the United States generally is at 30% in August 2006, dropping from a high of 44% in January 2006, but still double from 15% in May 2003.
- Favorable opinion of the United States in Bangladesh is nearly double at 63%.
- 5% of Indonesians surveyed now believe suicide terrorist attacks are justified, up slightly from 2% in January 2006 but down from a high of 27% after 9/11, and 9% in January 2005.
- In Bangladesh, 12% believe that suicide terrorist attacks are justified, a number similar to the 11% who thought so in a survey by Terror Free Tomorrow in Pakistan during May 2006.
- Support for Osama Bin Laden in Indonesia stands at 12%. This support has declined significantly (58% favorable in May 2003 to 23% in January 2005 and to 12% in January 2006).
- In Bangladesh, 39% of those surveyed expressed confidence in Bin Laden, again comparable to neighboring Pakistan, where 33% expressed similar confidence in a

survey in May 2006. This is the first public opinion survey in Bangladesh on these issues in almost five years, so we have no valid data for past comparisons.

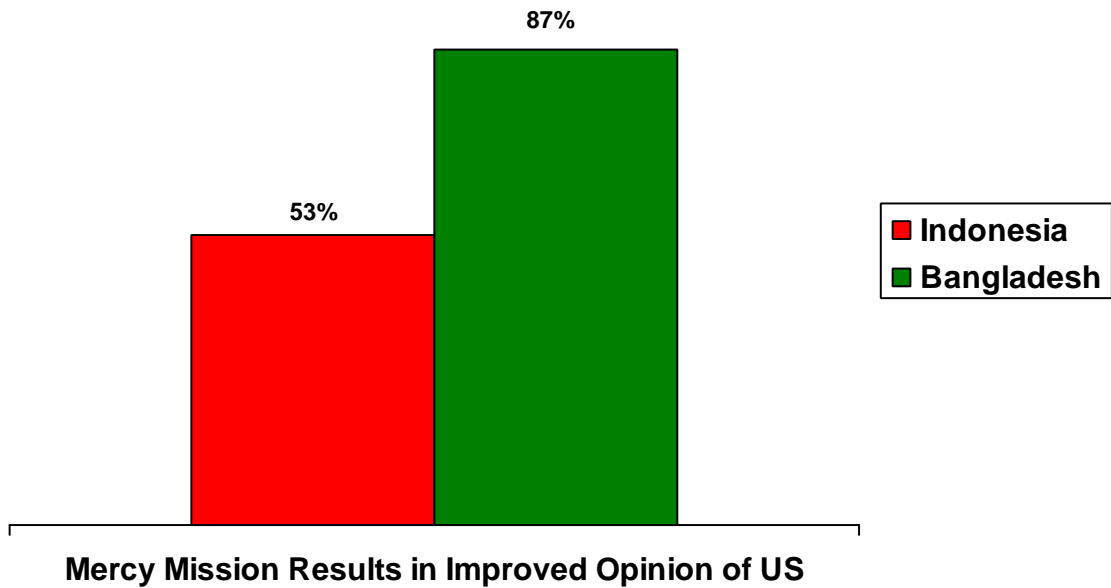
### **Findings in Indonesia, Bangladesh and Pakistan relating to Foreign Assistance:**

- 78% of Indonesians and 97% of Bangladeshis think their countries need foreign assistance.
- A majority in Indonesia and almost 90% in Bangladesh want foreign assistance from the United States to increase or at least stay the same.
- Similarly, majorities in Indonesia and more than four-fifths in Bangladesh think that foreign assistance from the United States makes them more favorable to the US, and is important in forming their overall opinion of America.
- Indonesians and Bangladeshis both prefer that aid from America is delivered directly to the people of Indonesia and Bangladesh.
- In terms of priority, aid to education, health and economic growth are by far the top three priorities for both countries (though each country ranks the order differently).
- Both Indonesians and Bangladeshis ranked new educational scholarships from the United States for poor students as their highest priority against comparable future, practical actions by the United States, their second choice being return visits of the *Mercy*.
- 57% of Indonesians continue to have a more favorable opinion of the United States because of the American response to the tsunami, even after almost two years following the tsunami.
- Three-quarters of Pakistanis remains more favorable towards the United States due to American humanitarian assistance to the victims of Pakistan's October 2005 earthquake. Even 68% of those who are unfavorable generally toward the United States feel more favorably because of the American earthquake relief.

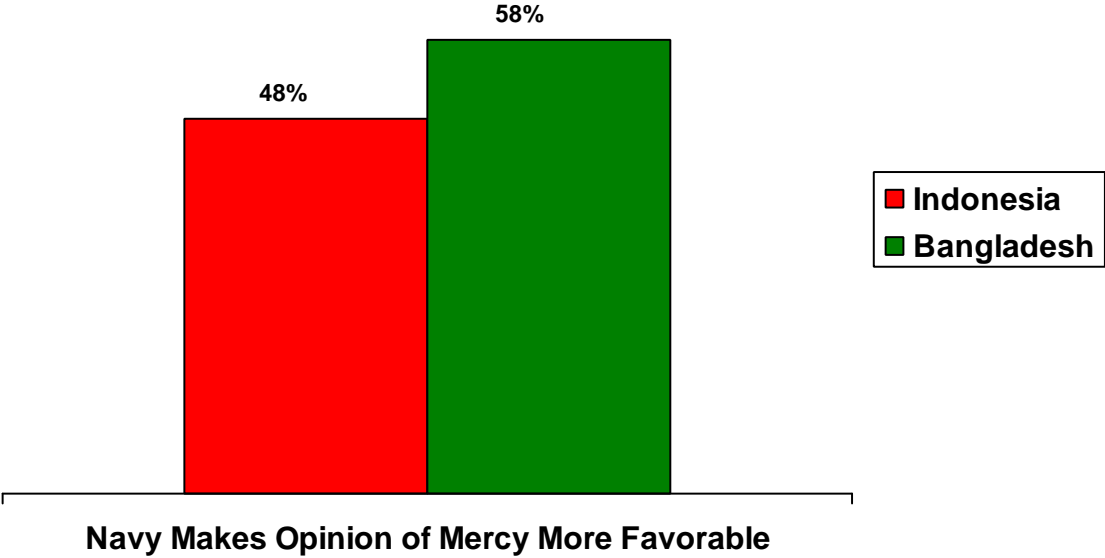
**Chart 1: Mercy Mission**



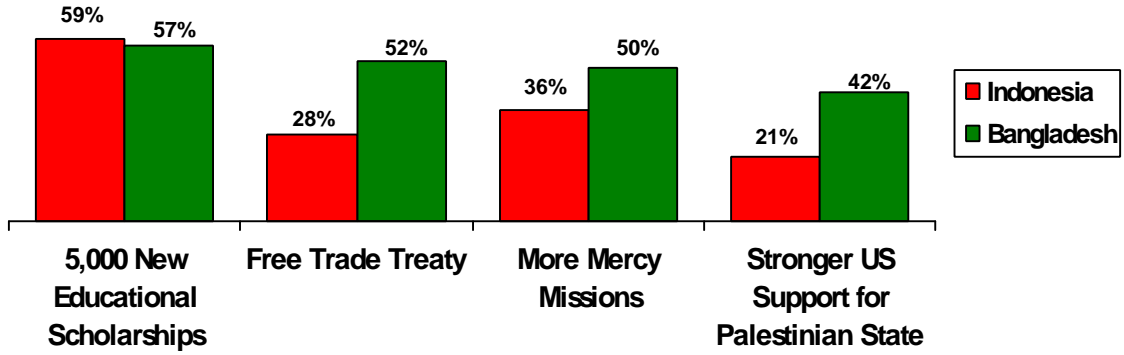
**Chart 2: Mercy Mission**



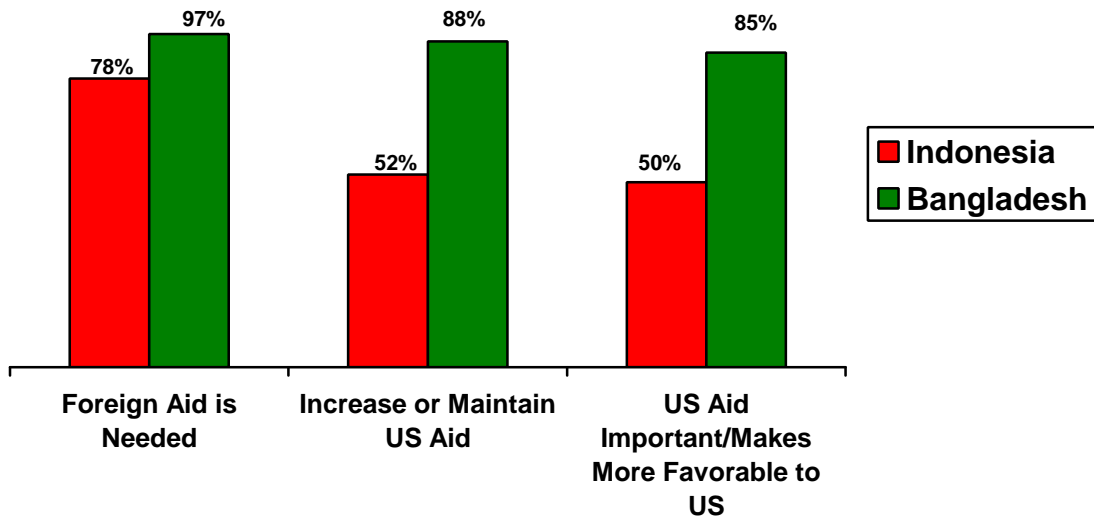
**Chart 3: Mercy is a US Navy Ship**



**Chart 4: Priorities for American Aid (% Who Chose as First or Second Choice)**

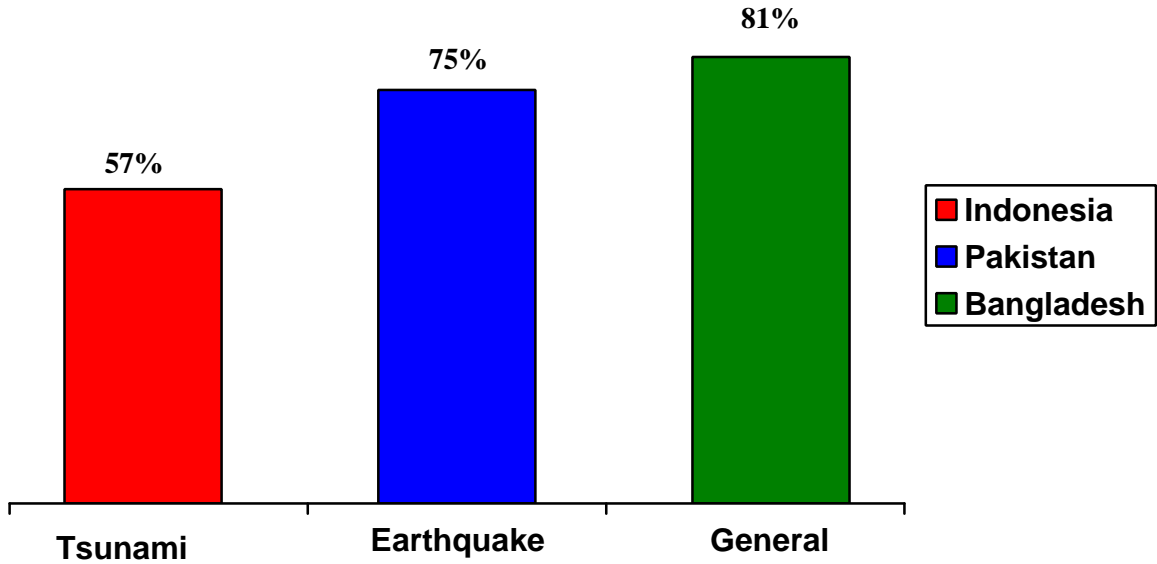


**Chart 5: Indonesia and Bangladesh Percent Who Think:**

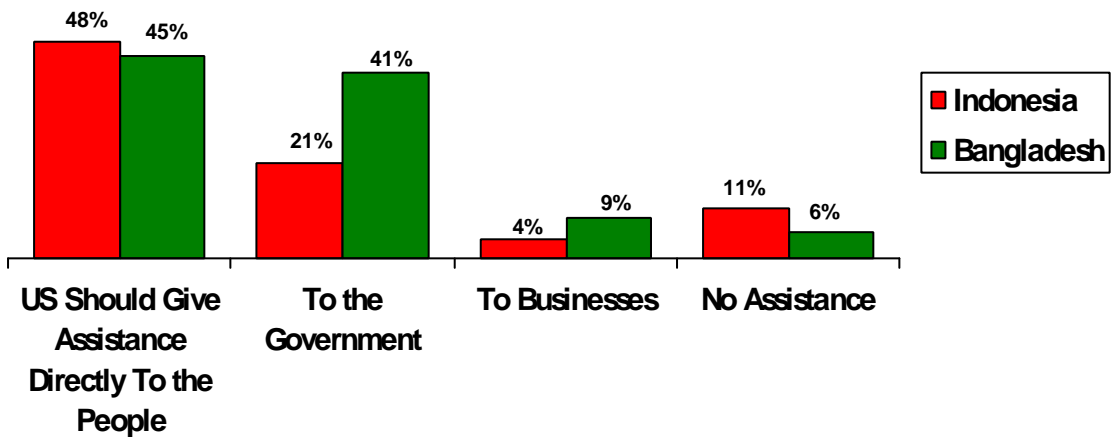




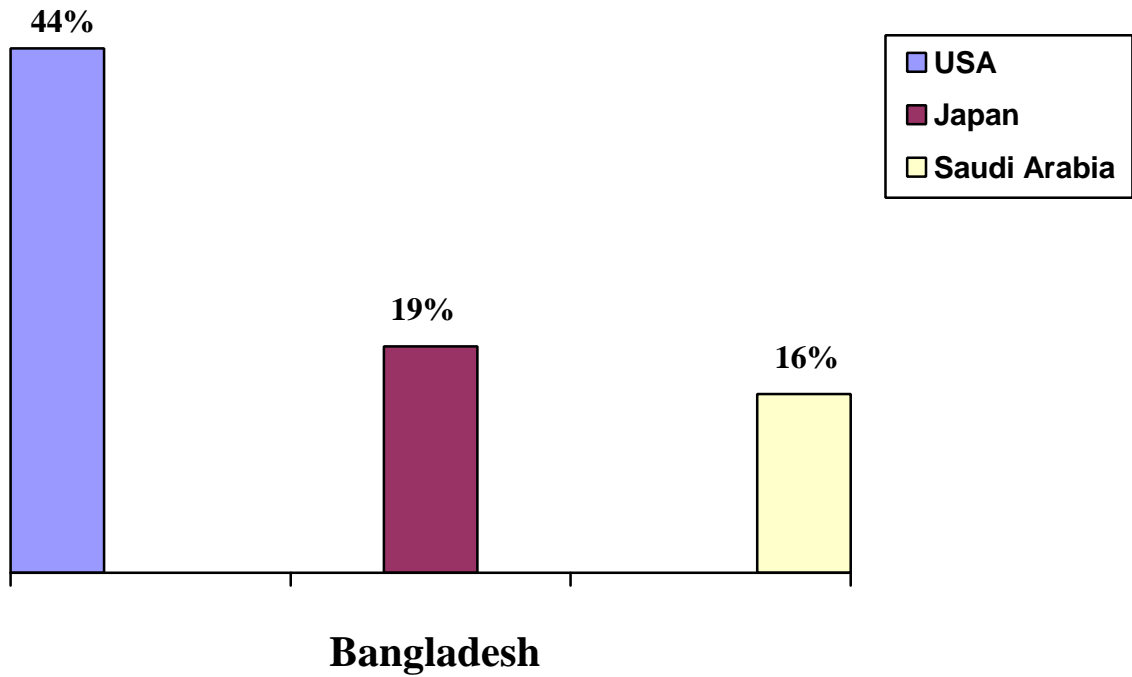
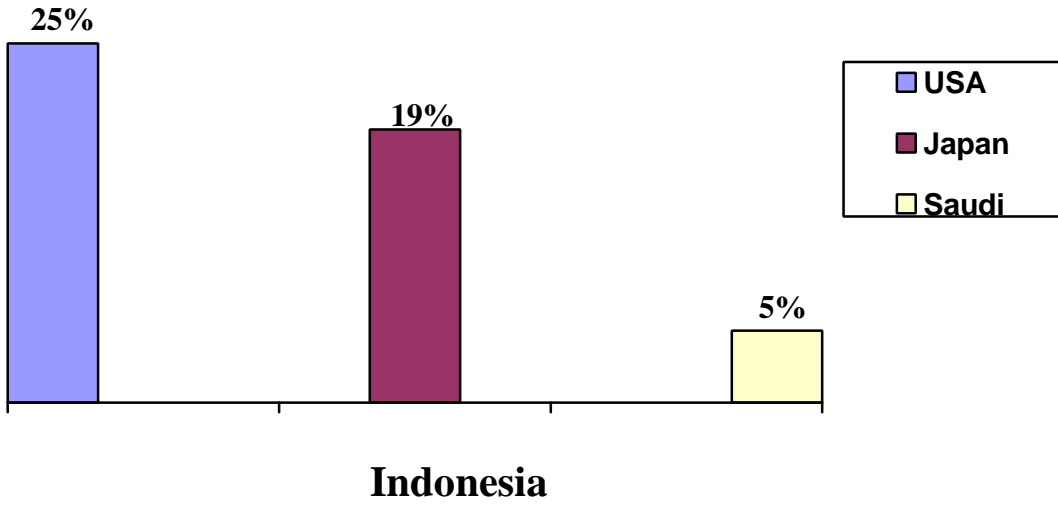
**Chart 6: American Aid Leads to More Favorable Opinion of US**



**Chart 7: To Whom Should US Give Assistance?**



**Chart 8: Top 3 Countries which Give Indonesia/Bangladesh Foreign Assistance**



## **Background and Methodology**

Since 2005, Terror Free Tomorrow has conducted three nationwide public opinion surveys in Indonesia and Nigeria, two nationwide surveys in Pakistan and the West Bank and Gaza, and one each in Bangladesh, Turkey, Saudi Arabia, Uzbekistan, the United Arab Emirates, and elsewhere for a total of seventeen public opinion surveys.

Our surveys have been cited by Presidents George Bush, Bill Clinton and George H.W. Bush, and in the US Congress (on the Senate Floor, by key Senators and Congressmen, and in both House and Senate testimony), at the United Nations, and by the US Department of State and Department of Defense.

Terror Free Tomorrow is a non-partisan, not-for-profit organization, whose mission includes understanding popular attitudes that can empower global terrorists. Senator John McCain (R-AZ) and former 9/11 Commission Chairs Thomas Kean and Lee Hamilton lead our distinguished Advisory Board. As a federal prosecutor, Terror Free Tomorrow's President, Ken Ballen, successfully prosecuted international terrorists and played a leading role in the most important Congressional investigations over the past two decades.

We were the first to conduct a nationwide poll in Indonesia after the tsunami. President Bush, and former Presidents Clinton and Bush, all cited the poll as a key reason for sustained American tsunami relief. The US State Department also relied on our polling in testimony before the US Senate Committee on Foreign Relations.

In addition, we conducted the first and only poll in Pakistan after the devastating October earthquake. The poll was featured in *The Wall Street Journal*, CNN and media around the world. Moreover, the poll served as the principal finding by the US Senate for the United States "to take the lead" in relief efforts to Pakistani earthquake victims (Senate Resolution 356, co-sponsored by Senators Lugar and Biden, Chairman and Ranking Member of the Senate Foreign Relations Committee and unanimously adopted by the Senate).

We also conducted the first nationwide survey in Bangladesh on these issues in over five years.

Our work has been cited by the White House, the United Nations, the US House and Senate (on the Senate Floor, by key Senators and Congressmen, and in both House and Senate testimony), and relied on by the State Department as an independent benchmark in evaluating the success of American foreign policy last year (*State Dept FY 2005 Performance and Accountability Report*), and by the Department of Defense in the 2006 *National Military Strategic Plan for the War on Terrorism*

Our work has received lead editorials and featured stories in *The Wall Street Journal*, *The Washington Post*, *Associated Press*, *The Christian Science Monitor*, *USA Today*, *The Philadelphia Inquirer*, *The Miami Herald*, CNN, National Public Radio, *Roll Call*, *The*

Hill and U.S. News & World Report. Other coverage includes *The New York Times*, MSNBC, ABC News, CBS News, FOX News, Reuters, *The Washington Times*, *The New York Post*, *The National Review*, *The Boston Globe*, *The Houston Chronicle*, *The San Francisco Chronicle*, *United Press International*, *The White House Bulletin*, *The International Herald Tribune*, *The Globe and Mail* (Canada), *The Afghanistan Times*, *The Jakarta Post* (Indonesia), Metro TV Indonesia, *Tempo* (Indonesia), *Kompas* (Indonesia), TV/Radio Australia, *Straits Times* (Malaysia), *Pakistan Dawn*, *The Nation* (Pakistan), GEO TV Pakistan, *Pakistan Daily Times*, Voice of America, *Jornal do Brasil*, *Die Welt* (Germany), *Le Monde* (France), BBC, *The Guardian* (UK), *The Daily Yomiuri* (Japan), *The China Post*, *The Seoul Times*, *The Indian Express* (India), *The Hindu* (India), *The Oman Tribune*, *The Gulf News* (UAE and pan-Arab), *The Middle East Times*, *The Iranian News*, *The Muslim News*, and *The Daily Star* (Lebanon and pan-Arab), among others. Terror Free Tomorrow has also been extensively covered in blogs throughout the Internet.

Our findings have also been cited in scholarly journals including the *Harvard International Review*, the *New England Journal of Medicine*, and important books on American foreign policy, such as *The Audacity of Hope* by Senator Barack Obama (October 2006) and Peter Beinart's *The Good Fight* (June 2006). Terror Free Tomorrow is one of a select group of non-profits chosen as a participant in the 2006 Clinton Global Initiative. Our website: [www.TerrorFreeTomorrow.org](http://www.TerrorFreeTomorrow.org).

## **Methodology Indonesia**

The Lembaga Survei Indonesia (LSI), or the Indonesian Survey Institute, a non-partisan public opinion research firm in Indonesia, undertook fieldwork for Terror Free Tomorrow's February 2005 poll, as well as the January 2006 poll and current August 2006 poll.

LSI has a strong track record of high quality and accurate polling. Indeed, LSI's election polls were the most accurate of all Indonesian pollsters. During the 2004 Indonesian elections (legislative and round one and two of the presidential elections), the LSI survey results were virtually the same as the actual election results. In the legislative election, LSI was able to predict the political parties' votes within 1.64% of the actual vote. In the first round of the presidential election, LSI also correctly predicted that the SBY-Kalla team and the Megawati-Hasyim team would win. The LSI poll on the second round of the presidential elections was also accurate. The LSI survey results not only predicted that SBY-Kalla would win the election, but also accurately predicted the actual vote percentage within 3.75% of the final vote tally.

Field data for this survey was collected August 20-30, 2006. This national sample (including Aceh and Papua) consists of 1,250 respondents selected through multistage random probability sampling. However, only 1,209 respondents were successfully interviewed.

The population was initially stratified based on the population of each province throughout Indonesia, thus obtaining samples in proportional numbers in each of the

provinces. The second step of stratification was classification based on the area of domicile: urban and rural, of which the proportion is 40% urban and 60% rural. In addition, stratification was also conducted on the population proportion based on gender: 50% male and 50% female.

Following stratification, the *rural* (rural villages—the smallest administrative area) or *kelurahan* (urban village) were selected as the primary sampling unit (PSU), and systematic random sampling was done for the villages (urban or rural) selected in each province according to its respective proportion of population. There were 125 rural and urban villages selected randomly, including 75 rural villages and 50 urban selected at random systematically. From these primary sampling units, eight respondents were selected, totaling overall in 1,209 respondents participating in the survey. The number of samples was determined to account for approximately  $\pm 2.9\%$  margin of error with 95% reliability.

In each selected village, all *Rukun Tetangga* (RT—the smallest neighborhood unit) were listed, and then four RT were selected at random. In each selected RT, all of the households were listed, and two households were selected at random. In each selected household, all of the household members who retained the right to vote were listed, namely those aged over 17 years or married.

If a female respondent was selected from one household, a male respondent would be selected from the other household. After listing male and female members of households, one person was selected at random to be interviewed face-to-face with the aid of the *kish grid*.

To ensure that the interview was actually conducted by the assigned interviewer, layered spot-checks were carried out as quality control. The initial spot-checks were carried out by the persons-in-charge at the provincial level on 10% of the villages under his/her supervision. The next level of spot-checks were conducted by researchers from the Jakarta office in 7 provinces selected at random. Spot-checks by researchers were done in 10% of the villages in the selected provinces.

## **Methodology Bangladesh**

Field work was conducted by the Survey Research Group Ltd of Bangladesh, one of the few local firms experienced in public opinion research, with a significant list of prominent international clients. Past national public opinion polling has been conducted by SRBG Bangladesh over the past 15 years for the Asian Development Bank, Pew Global Attitudes Project, the United Nations, US AID and the US Department of State, the Japan International Cooperation Agency, the World Bank and numerous commercial companies.

Field work on the present survey was undertaken from August 15 to 29, 2006, throughout Bangladesh. This national sample consists of face-to-face interviews of 1,010 respondents selected through multistage random probability sampling. Only adults 18 and over were interviewed. The margin of error was approximately  $\pm 3.1\%$ .

Bangladesh is administratively divided into six divisions, all of which were represented in the sample. Three stage sampling design was used for the purpose of field operation. They were derived from: (i) the Bangladesh Bureau of Statistics (BBS), (ii) National Government Organization and (iii) formed Enumerated Areas (EA) of approximately 100-110 households. The size of the EA is about 120 households. The lists of EAs are available at BBS.

Primary Sampling Unit : Enumerated area used in 2001 national census (PSU)  
 Second Stage Unit : Households  
 Third Stage Unit : One adult in the selected household

BBS has developed an Integrated Multipurpose Sample (IMPS) for conducting national and regional surveys, a well recognized national sample of PSUs. The IMPS is a probability proportionate to size sample capable of producing unbiased estimates separately for rural and urban areas. The IMPS sample is of 1000 EAs. This is a sample drawn using probability proportional to population size separately for rural and urban areas. The total sample size was 100 EAs, with rural accounting for 60% and urban 40%, in accordance with the last national census of 2001.

The IMPS of 1000 PSU served as the sampling frame. Random sampling was used to draw required number of rural and urban PSUs for each division. The number selected was as follows:

Division	Barisal	Chittagong	Dhaka	Khulna	Rajshahi	Sylhet	Bangladesh
Rural PSU	6	11	16	9	14	4	60
Urban PSU	4	7	12	7	8	2	40
<b>Total PSU</b>	<b>10</b>	<b>18</b>	<b>28</b>	<b>16</b>	<b>22</b>	<b>6</b>	<b>100</b>

The names and address of the 1000 PSUs are available at BBS. The study team collected the list of 1000 PSUs from the BBS. Random routes were taken for selection of 10 households from each selected PSU.

Each field team was given training to prepare a map of the selected EA (village for convenience) with the support from a knowledgeable person living in the village. The selected household may have one or more adults. However, only one adult from each household was selected. Every team covered on an average 12.5 PSUs, 125 households and 125 respondents.

38 persons having experience in data collection were selected for training. However, 34 persons finally attended the training program. The study team conducted 3 days training, including pre-testing of the instruments in different areas near Dhaka city. Based on their

performance in the training and pre-testing, the study team retained 32 individuals for field work. They were assigned as follows:

- a. Field Supervisors (FS)- 8 Persons
- b. Field Investigators (FI)- 24 Persons

All the Field Supervisors had undergraduate or post-graduate degrees and at least one year of field experience. Among 24 FIs, 8 were female. They were at least graduated from college or university level, with a minimum of one year field experience. Female investigators were provided to 4 out of 8 teams. Among 32 field members, 15 had previous experience with a similar study conducted by SRGB (USAID funded Study on Democracy & Governance, Opinion Poll 2005 and 2006), and the remaining field members were new to this type of study.

The Field Supervisor was responsible for all activities in the field, such as mapping of households, interview of respondents, back-check, re-interview and holding discussion meetings, etc with the local authorities and team members. Extensive quality control included: Pre-testing of survey questions; one Supervisor for each team; a separate team (Field Controllers) to supervise the field work; every Supervisor carried out 2 back-checks of 10 filled in questionnaires; the back-checks included re-interviewing each respondent a second time and back-check any inconsistencies; FS checked all the filled-in questionnaires on daily basis. If FS found any errors or discrepancies, he immediately corrected the error after discussion with the relevant FI and in some cases, through re-interview with the respondent; appointment of 4 (four) Field Controllers (FC) to supervise and monitor the field work of each team who also made random checks and corrections as needed; one Field Coordinator (FC) centrally coordinated the field work of the field teams and Field Controllers.

Lastly, in every village (EA) the total respondents were 10. On completion of interviews by FIs, the Supervisors completed back-checks of 2-3 randomly selected respondents, as instructed by the study team.

Topline questions and poll demographics for each country surveyed follows, with additional methodological details and poll results at [www.terrorfreetomorrow.org](http://www.terrorfreetomorrow.org) For Indonesia and Bangladesh, full demographic breakdowns and comparisons against census data is provided at the end of the topline questions. Results related to the Mercy mission are presented first, followed by the complete topline questions and answers as administered in the field in both Indonesia and Bangladesh.

## Topline Results on the Mercy Mission: Indonesia

**Q1:** Have you ever heard of the “*US Mercy*”--an American hospital ship that provides humanitarian assistance to the people of Indonesia and other countries in Asia?

	Aug 2006
Yes	16.0%
No	61.1
Don't Know	22.9

**Q1A: If Yes,** Where did you learn about the *Mercy*?

	Aug 2006
TV	81.9%
Radio	4.9
Newspaper	4.1
Magazine	1.3
Internet	1.2
Workplace	0.1
Other people	6.4

**Q1B:** Have you ever heard of the “*US Mercy*”? **Cross Tab**

### By Education

CATEGORY	YES	NO	DON'T KNOW
Elementary or lower	7.0	62.6	30.4
Junior/Senior high school	19.3	62.7	18.0
<b>Above high school</b>	<b>50.5</b>	<b>44.3</b>	<b>5.2</b>



**Q2:** The *Mercy* is an American hospital ship that recently spent several weeks in Indonesia to provide humanitarian assistance to the people of Indonesia. What is your opinion of the *Mercy's* mission?

	Aug 2006
Favorable	62.8%
Unfavorable	8.7
Don't Know	28.5

**Cross-Tab by Education**

**Q2A:** What is your opinion of the *Mercy's* mission?

	Junior High School and Below	Senior High School and Above
<b>Favorable</b>	<b>58.4</b>	<b>73.9</b>
Unfavorable	8.4	9.5
Don't Know	33.2	16.5

**Cross Tab of those who had heard of the *US Mercy*:**

**Q2B:** What is your opinion of the *Mercy's* mission?

	Aug 2006
<b>Favorable</b>	<b>85.4%</b>
Unfavorable	9.9
Don't Know	4.7

**Cross Tab of those who had not heard of the *US Mercy*:**

**Q2C:** What is your opinion of the *Mercy's* mission?

	Aug 2006
Favorable	58.5%
Unfavorable	8.5
Don't Know	33.0

**Q3:** Do the activities of the hospital ship *Mercy* make your opinion of the United States much more favorable, somewhat more favorable, somewhat less favorable, much less favorable, or have no effect?

	Aug 2006
Much more favorable	13.4%
Somewhat more favorable	39.7
Somewhat less favorable	5.0
Much less favorable	1.8
No effect	15.6
Don't Know	24.6
<b>Total more favorable</b>	<b>53.1</b>

**Q4:** While in Indonesia, the medical doctors on the hospital ship *Mercy* conducted thousands of medical examinations. The mission is a follow up to the *Mercy's* mission after the tsunami, where over 107,000 patients were treated. The experts from the *Mercy* team also upgraded medical equipment at Indonesian hospitals and performed life-saving surgeries for free, such as removing eye tumors that cause blindness.

Do these additional facts make your opinion of the *Mercy's* mission much more favorable, somewhat more favorable, somewhat less favorable, much less favorable, or have no effect?

	Aug 2006
Much more favorable	17.1%
Somewhat more favorable	39.8
Somewhat less favorable	3.9
Much less favorable	2.1
No effect	14.8
Don't Know	22.3

**Q5:** The hospital ship *Mercy* is a United States Navy ship. Does the fact that the *Mercy* is an American Navy ship make your opinion of its mission much more favorable, somewhat more favorable, somewhat less favorable, much less favorable or have no effect?

	Aug 2006
Much more favorable	12.7%
Somewhat more favorable	35.1
Somewhat less favorable	5.1
Much less favorable	2.9
No effect	19.5
Don't Know	24.6
<b>Total more favorable</b>	<b>47.8</b>

**Q6:** Which of the following would make your opinion of the United States more favorable? **Please rank in order of importance. (Rotate choices)**

1. Additional and expanded visits of the hospital ship *Mercy* to Indonesia
2. 5,000 new scholarships from the United States for free education to secondary and university students from Indonesia
3. Concluding a trade treaty with the United States that would greatly increase Indonesian exports to America
4. Stronger American support for resolving the Palestinian-Israeli conflict and for establishing a Palestinian state
5. None of the above

**Percentage of Those who Chose Each Answer as their First or Second Choice:**

	Aug 2006
1. 5,000 new scholarships from the United States for free education to secondary and university students from Indonesia	59.2%
2. Additional and expanded visits of the hospital ship <i>Mercy</i> to Indonesia	35.7
3. Concluding a trade treaty with the United States that would greatly increase Indonesian exports to America	27.9
4. Stronger American support for resolving the Palestinian-Israeli conflict and for establishing a Palestinian state	20.5
5. None of the above	10.6

## Topline Results on the Mercy Mission: Bangladesh

**Q1:** Have you ever heard of the "US Mercy"--an American hospital ship that provides humanitarian assistance to the people of Bangladesh and other countries in Asia?

	Aug 2006
Yes	42.7%
No	56.9
Don't Know	0.4

**Q1A: If Yes,** Where did you learn about the *Mercy*? (May choose more than one)

	Aug 2006
TV	63.2%
Radio	6.7
Newspaper	26.5
Magazine	0.5
Internet	0.2
Workplace	5.1
Other people	33.7

### **Cross-Tab Comparison:**

*Unlike Indonesia, where only 16% of those surveyed had ever heard of the US Mercy, 43% of respondents had actually heard of the **Mercy** and its mission. This is due to the fact that news coverage of the **Mercy's** mission, particularly by the leading TV channel in Bangladesh, was more extensive than in Indonesia.*

**Q2:** The *Mercy* is an American hospital ship that recently spent eight days docked near Chittagong to provide humanitarian assistance to the people of Bangladesh. What is your opinion of the *Mercy*'s mission?

	Aug 2006
<b>Favorable</b>	<b>95.1%</b>
Unfavorable	4.4
Don't Know	0.5

**Cross-Tab Comparisons:**

*Since favorable opinion of the **Mercy** mission was universal for the people of Bangladesh at 95%, the difference in favorable views between those who had heard of the mission before the survey and those who learned of the **Mercy** for the first time when asked is statistically insignificant—just 1.3%, well under the margin of error itself for the survey. And unlike Indonesia, positive responses to the **Mercy's** mission did not vary meaningfully across educational levels (93.8% of people with some elementary education or less were favorable; 94.6% with some post-secondary education or higher were favorable).*

**Q3:** Do the activities of the hospital ship *Mercy* make your opinion of the United States much more favorable, somewhat more favorable, somewhat less favorable, much less favorable, or have no effect?

	Aug 2006
Much more favorable	45.8%
Somewhat more favorable	40.7
Somewhat less favorable	6.0
Much less favorable	1.9
No effect	4.8
Don't Know	0.8
<b>Total more favorable</b>	<b>86.5</b>

**Q4:** While in Bangladesh, the medical doctors on the hospital ship *Mercy* conducted over 6,000 medical examinations, including more than 60 surgeries correcting young children’s cleft palates. The experts from the *Mercy* team also upgraded medical equipment at the Chittagong Medical College Hospital.

Do these additional facts make your opinion of the *Mercy*’s mission much more favorable, somewhat more favorable, somewhat less favorable, much less favorable, or have no effect?

	Aug 2006
Much more favorable	46.7%
Somewhat more favorable	39.0
Somewhat less favorable	4.6
Much less favorable	3.2
No effect	5.9
Don’t Know	0.6

**Q5:** The hospital ship *Mercy* is a United States Navy ship. Does the fact that the *Mercy* is an American Navy ship make your opinion of its mission much more favorable, somewhat more favorable, somewhat less favorable, much less favorable or have no effect?

	Aug 2006
Much more favorable	25.0%
Somewhat more favorable	33.0
Somewhat less favorable	16.4
Much less favorable	13.0
No effect	10.6
Don’t Know	2.0
<b>Total more favorable</b>	<b>58.0</b>

**Q6:** Which of the following would make your opinion of the United States more favorable? **Please rank in order of importance. (Rotate choices)**

1. Additional and expanded visits of the hospital ship *Mercy* to Bangladesh
2. 5,000 new scholarships from the United States for free education to secondary and university students from Bangladesh
3. Concluding a trade treaty with the United States that would greatly increase Bangladeshi exports to America
4. Stronger American support for resolving the Palestinian-Israeli conflict and for establishing a Palestinian state
5. None of the above

**Percentage of Those who Chose Each Answer as their First or Second Choice:**

	Aug 2006
1. 5,000 new scholarships from the United States for free education to secondary and university students from Bangladesh	57.3%
2. Concluding a trade treaty with the United States that would greatly increase Bangladeshi exports to America	51.5
2. Additional and expanded visits of the hospital ship <i>Mercy</i> to Bangladesh	49.6
3. Stronger American support for resolving the Palestinian-Israeli conflict and for establishing a Palestinian state	41.5



## Detailed Topline Results: Indonesia

**Q1:** Some people think that suicide bombing and other forms of violence against civilian targets are justified in order to defend Islam from its enemies. Other people believe that, no matter what the reason, this kind of violence is never justified. Do you personally feel that this kind of violence is often justified to defend Islam, sometimes justified, rarely justified or never justified?

	<b>2003</b>	<b>2005</b>	<b>Jan 2006</b>	<b>Aug 2006</b>
Often justified	5	3.1	0.5	1.3
Sometimes justified	22	5.9	1.8	3.9
Rarely justified	16	13.5	10.9	12.5
Never justified	54	62	71.8	73.8
Don't Know / Not Answer	3	15.6	15.1	8.6
<b>Total Justified</b>	<b>27</b>	<b>9</b>	<b>2.3</b>	<b>5.2</b>
<b>Total Not Justified</b>	<b>70</b>	<b>75.6</b>	<b>82.7</b>	<b>86.3</b>

**Q2:** How much confidence do you have in Osama Bin Laden to do the right thing regarding world affairs?

	<b>2003</b>	<b>2005</b>	<b>Jan 2006</b>	<b>Aug 2006</b>
A Lot of Confidence	19	3.2	2.2	2.3
Some Confidence	39	20	9.5	9.2
Not Too Much Confidence	26	31.7	23.7	21.2
No Confidence At All	10	10.5	15.1	19.0
Don't Know/Don't Answer	7	34.6	49.4	48.4
<b>Total Confident</b>	<b>58</b>	<b>23.2</b>	<b>11.7</b>	<b>11.5</b>
<b>Total Not Confident</b>	<b>36</b>	<b>42.2</b>	<b>38.8</b>	<b>40.2</b>

**Q3:** Some people have a favorable opinion of the United States. Some don't. Please tell me if you have a very favorable, somewhat favorable, somewhat unfavorable or very unfavorable opinion of the United States.

	<b>2003</b>	<b>2005</b>	<b>Jan 2006</b>	<b>Aug 2006</b>
Very favorable	2	3.9	2.7	3.2
Somewhat favorable	13	29.8	41.1	27.0
Somewhat unfavorable	35	32.5	28.1	33.8
Very unfavorable	48	21.2	12.7	21.9
Don't Know / Not Answer	1	12.6	15.2	14.0
<b>Total Favorable</b>	<b>15</b>	<b>33.7</b>	<b>43.8</b>	<b>30.2</b>
<b>Total Unfavorable</b>	<b>83</b>	<b>53.7</b>	<b>40.8</b>	<b>55.7</b>

**Q4:** Which of the following phrases come closer to your view? I favor the U.S led efforts to fight terrorism, or I oppose the U.S. led efforts to fight terrorism?

	<b>2003</b>	<b>2005</b>	<b>Jan 2006</b>	<b>Aug 2006</b>
Oppose	72	35.8	30.8	44.7
Favor	23	40.1	35.7	31.8
Don't Know /Not answer	5	24.1	33.5	23.5

**Q5:** To your knowledge, which countries have given foreign assistance to Indonesia?  
(Choose more than one answer)

	Aug 2006
China	4.5
Japan	18.8
USA	24.7
Saudi Arabia	4.6
United Kingdom	0.6
Australia	3.4
All these countries have given similar amount of assistance	7.6
None of the above	1.8
Don't Know (DO NOT READ)	34.0

**Q6:** In your opinion, does Indonesia need foreign assistance?

	<b>Aug 2006</b>
<b>Yes</b>	<b>77.6</b>
No	12.9
Don't Know/Don't Answer	9.6

**Q7:** Which of the following comes closest to your opinion? (Rotate choices)

	Aug 2006
1. The United States should <b>increase</b> its assistance to Indonesia	41.4
2. United States' assistance to Indonesia should <b>stay the same</b>	11.0
3. The United States should <b>decrease</b> its assistance to Indonesia	11.8
4. The United States should <b>not give any assistance</b> to Indonesia and leave Indonesia completely alone	14.3
8. Don't know (do not read)	21.5

**Q8:** The United States is providing assistance to Indonesia. Please tell me if this makes your opinion of the United States much more favorable, somewhat more favorable, somewhat less favorable, or much less favorable?

	Aug 2006
Much more favorable	10.9
Somewhat more favorable	38.1
Somewhat less favorable	8.8
Much less favorable	4.8
No effect	20.7
Don't know (DO NOT READ)	16.7

**Q9:** In forming your overall opinion of the United States, how important is American assistance to Indonesia?

	Aug 2006
1. Very important	12.2
2. Somewhat important	38.1
3. Not important at all	30.3
Don't know (DO NOT READ)	19.4

**Q10:** The United States has provided aid to help Aceh tsunami victims and Yogyakarta earthquake victims. Please tell me if this makes your opinion of the United States much more favorable, somewhat more favorable, somewhat less favorable, or much less favorable?

	2005	Jan 2006	Aug 2006
Much More Favorable	17.4	14.1	15.0
Somewhat More Favorable	47.6	48.5	42.3
Somewhat Less Favorable	12.7	8.1	6.1
Much Less Favorable	5	2.3	1.6
No effect			19.4
Don't Know/Don't Answer	17.3	27	15.6
<b>Total More Favorable</b>	<b>65</b>	<b>62.6</b>	<b>57.3</b>
<b>Total Less Favorable</b>	<b>17.7</b>	<b>10.4</b>	<b>7.7</b>

**Q11:** In forming your overall opinion of the United States, how important is American assistance to the tsunami and earthquake victims in Indonesia?

	2005	Jan 2006	Aug 2006
Very Important	23.6	15.4	15.3
Somewhat Important	39.6	38.4	41.2
Not Important At All	21.1	23.1	26.5
Don't Know/Don't Answer	15.7	23.1	16.9
<b>Total Important</b>	<b>63.2</b>	<b>53.8</b>	<b>56.5</b>
Total Not Important	21.1	23.1	26.5

**Q12:** Do you think the United States is doing enough to help victims of the tsunami in Aceh and the earthquake in Yogyakarta?

	<b>2005</b>	<b>Jan 2006</b>	<b>Aug 2006</b>
<b>Yes</b>	<b>74.6</b>	<b>53.6</b>	<b>51.9</b>
No	11.7	19.4	20.6
Don't Know/Don't Answer	13.6	27	27.4

**Q13:** Which of the following comes closest to your opinion?

	<b>Aug 2006</b>
1. The United States should give assistance directly to the people of Indonesia	47.9
2. The United States should give assistance directly to the government of Indonesia	21.2
3. The United States should give assistance directly to the businesses and banks of Indonesia	3.5
4. The United States should not give any assistance to Indonesia and leave Indonesia completely alone	10.6
8. Don't know (DO NOT READ)	16.7

**Q14.** What areas do you want Indonesia to benefit from US assistance in the future?

**Please rank in order of importance (Rotate choices)**

1. Economic growth
2. Health
3. Education/Training
4. Democracy promotion
5. Natural Disaster/Humanitarian Relief
6. Women Empowerment
7. Indonesia should not accept any assistance from the United States
8. Don't know (DO NOT READ)

<b>FIRST RANK</b>	<b>Aug 2006</b>
<b>Economic growth</b>	<b>51.2</b>
Education/Training	<b>14.7</b>
Health	<b>12.3</b>
Natural Disaster/Humanitarian Relief	<b>7.4</b>
Indonesia should not accept any assistance from the United States	<b>4.9</b>
Democracy promotion	<b>0.8</b>

Women Empowerment	<b>0.1</b>
Don't know (DO NOT READ)	<b>8.7</b>

<b>SECOND RANK</b>	<b>Aug 2006</b>
<b>Health</b>	35.9
Education/Training	25.2
Economic growth	18.7
Natural Disaster/Humanitarian Relief	6.3
Indonesia should not accept any assistance from the United States	2.4
Democracy promotion	1.0
Women Empowerment	0.5
Don't know (DO NOT READ)	10.1

<b>THIRD RANK</b>	<b>Aug 2006</b>
<b>Education/Training</b>	32.5
Health	29.7
Economic growth	11.0
Natural Disaster/Humanitarian Relief	9.4
Democracy promotion	2.5
Indonesia should not accept any assistance from the United States	2.5
Women Empowerment	1.7
Don't know (DO NOT READ)	10.8

<b>FOURTH RANK</b>	<b>Aug 2006</b>
<b>Natural Disaster/Humanitarian Relief</b>	34.5
Democracy promotion	19.9
Education/Training	10.9
Health	6.7
Women Empowerment	6.3
Economic growth	3.9
Indonesia should not accept any assistance from the United States	3.5
Don't know (DO NOT READ)	14.2

<b>FIFTH RANK</b>	<b>Aug 2006</b>
<b>Democracy promotion</b>	25.7
Women Empowerment	25.2

Natural Disaster/Humanitarian Relief	21.4
Indonesia should not accept any assistance from the United States	4.6
Education/Training	2.0
Health	1.8
Economic growth	1.7
Don't know (DO NOT READ)	17.6

<b>SIXTH RANK</b>	<b>Aug 2006</b>
<b>Women Empowerment</b>	40.8
Democracy promotion	22.7
Indonesia should not accept any assistance from the United States	7.9
Natural Disaster/Humanitarian Relief	5.4
Economic growth	0.7
Health	0.6
Education/Training	0.6
Don't know (DO NOT READ)	20.9

<b>SEVENTH</b>	<b>Aug 2006</b>
<b>Indonesia should not accept any assistance from the United States</b>	58.1
Democracy promotion	2.6
Women Empowerment	2.5
Health	1.4
Natural Disaster/Humanitarian Relief	0.8
Economic growth	0.6
Education/Training	0.6
Don't know/ Not Answer (DO NOT READ)	33.0

**Q15:** What benefits do you want Indonesia to gain from American assistance in the Health Sector? (Rotate choices)

	<b>Aug 2006</b>
Immunization programs against disease	12.5
<b>Free medical assistance and medical equipment</b>	<b>57.8</b>
Public health education	12.8
Hospital ships to perform needed medical services	1.7
Training doctors and medical workers	3.6
Don't give aid to improve health	2.7
Don't know (DO NOT READ)	9.0

**Q16:** What benefits do you want Indonesia to gain from American assistance in the Education Sector? (Rotate choices)

	<b>Aug 2006</b>
<b>Scholarships for education of poor children</b>	<b>62.5</b>
School equipment (writing tools, uniform, books, etc)	12.6
Construction of school buildings	7.9
Training for educators/teachers	3.8
Student exchanges with the United States	1.8
Don't give aid to improve education	3.1
Don't know (DO NOT READ)	8.3

**Q17:** What benefits do you want Indonesia to gain from American assistance in the Economic Sector? (Rotate choices)

	<b>Aug 2006</b>
<b>New business capital</b>	<b>24.2</b>
Assistance for clothes and food	11.1
Free trade treaty with the US	3.9
Vocational jobs training	22.7
Loans to small businesses	22.3
Don't give aid to improve economy	4.1
Don't know (DO NOT READ)	11.6



**Q18:** Which of the following from the United States that you like to see to assist Indonesia? (**Rotate choices 1-4. Choose more than one answer**)

	Aug 2006
The United States military (Navy, Army, etc.)	6.6
United States government aid agencies	17.7
Non-Governmental Organizations from the United States	12.1
United States citizens	4.9
All of the above answers (answer number 1-4)	20.8
None of the above (not answer number 1-4)	8.0
Don't know (DO NOT READ)	29.9
<b>Total for the United States from all of the above</b>	<b>62.1</b>

**Q19:** Have you ever heard of the "US Mercy"--an American hospital ship that provides humanitarian assistance to the people of Indonesia and other countries in Asia?

	Aug 2006
Yes	16.0%
No	61.1
Don't Know	22.9

**Q19A: If Yes,** Where did you learn about the *Mercy*?

	Aug 2006
TV	81.9%
Radio	4.9
Newspaper	4.1
Magazine	1.3
Internet	1.2
Workplace	0.1
Other people	6.4

**Q19B: Have you ever heard of the "US Mercy"? Cross Tab**

**By Education**

CATEGORY	YES	NO	DON'T KNOW
Elementary or lower	7.0	62.6	30.4
Junior/Senior high school	19.3	62.7	18.0
<b>Above high school</b>	<b>50.5</b>	<b>44.3</b>	<b>5.2</b>

**Q20:** The *Mercy* is an American hospital ship that recently spent several weeks in Indonesia to provide humanitarian assistance to the people of Indonesia. What is your opinion of the *Mercy's* mission?

	Aug 2006
Favorable	62.8%
Unfavorable	8.7
Don't Know	28.5

**Cross-Tab by Education**

**Q20A:** What is your opinion of the *Mercy's* mission?

	Junior High School and Below	Senior High School and Above
<b>Favorable</b>	<b>58.4</b>	<b>73.9</b>
Unfavorable	8.4	9.5
Don't Know	33.2	16.5

**Cross Tab of those who had heard of the *US Mercy*:**

**Q20B:** What is your opinion of the *Mercy's* mission?

	Aug 2006
<b>Favorable</b>	<b>85.4%</b>
Unfavorable	9.9
Don't Know	4.7

**Cross Tab of those who had not heard of the *US Mercy*:**

**Q20C:** What is your opinion of the *Mercy's* mission?

	Aug 2006
Favorable	58.5%
Unfavorable	8.5
Don't Know	33.0

**Q21:** Do the activities of the hospital ship *Mercy* make your opinion of the United States much more favorable, somewhat more favorable, somewhat less favorable, much less favorable, or have no effect?

	Aug 2006
Much more favorable	13.4%
Somewhat more favorable	39.7
Somewhat less favorable	5.0
Much less favorable	1.8
No effect	15.6
Don't Know	24.6
<b>Total more favorable</b>	<b>53.1</b>

**Q22:** While in Indonesia, the medical doctors on the hospital ship *Mercy* conducted thousands of medical examinations. The mission is a follow up to the *Mercy's* mission after the tsunami, where over 107,000 patients were treated. The experts from the *Mercy* team also upgraded medical equipment at Indonesian hospitals and performed life-saving surgeries for free, such as removing eye tumors that cause blindness.

Do these additional facts make your opinion of the *Mercy's* mission much more favorable, somewhat more favorable, somewhat less favorable, much less favorable, or have no effect?

	Aug 2006
Much more favorable	17.1%
Somewhat more favorable	39.8
Somewhat less favorable	3.9
Much less favorable	2.1
No effect	14.8
Don't Know	22.3

**Q23:** The hospital ship *Mercy* is a United States Navy ship. Does the fact that the *Mercy* is an American Navy ship make your opinion of its mission much more favorable, somewhat more favorable, somewhat less favorable, much less favorable or have no effect?

	Aug 2006
Much more favorable	12.7%
Somewhat more favorable	35.1
Somewhat less favorable	5.1
Much less favorable	2.9
No effect	19.5
Don't Know	24.6
<b>Total more favorable</b>	<b>47.8</b>

**Q24:** Which of the following would make your opinion of the United States more favorable? **Please rank in order of importance. (Rotate choices)**

1. Additional and expanded visits of the hospital ship *Mercy* to Indonesia
2. 5,000 new scholarships from the United States for free education to secondary and university students from Indonesia
3. Concluding a trade treaty with the United States that would greatly increase Indonesian exports to America
4. Stronger American support for resolving the Palestinian-Israeli conflict and for establishing a Palestinian state
5. None of the above

**Percentage of Those who Chose Each Answer as their First or Second Choice:**

	Aug 2006
1. 5,000 new scholarships from the United States for free education to secondary and university students from Indonesia	59.2%
2. Additional and expanded visits of the hospital ship <i>Mercy</i> to Indonesia	35.7
3. Concluding a trade treaty with the United States that would greatly increase Indonesian exports to America	27.9
4. Stronger American support for resolving the Palestinian-Israeli conflict and for establishing a Palestinian state	20.5
5. None of the above	10.6

## Detailed Topline Results: Bangladesh

**Q1:** Some people think that suicide bombing and other forms of violence against civilian targets are justified in order to defend Islam from its enemies. Other people believe that, no matter what the reason, this kind of violence is never justified. Do you personally feel that this kind of violence is often justified to defend Islam, sometimes justified, rarely justified or never justified?

	<b>Aug 2006</b>
Often justified	5.6%
Sometimes justified	6.4
Rarely justified	6.5
Never justified	81.3
Don't Know / Not Answer	0.1
<b>Total Justified</b>	<b>12.1</b>
<b>Total Not Justified</b>	<b>87.8</b>

**Q2:** How much confidence do you have in Osama Bin Laden to do the right thing regarding world affairs?

	<b>Aug 2006</b>
A Lot of Confidence	13.6%
Some Confidence	25.0
Not Too Much Confidence	16.5
No Confidence At All	40.6
Don't Know/Don't Answer	4.3
<b>Total Confident</b>	<b>38.6</b>
<b>Total Not Confident</b>	<b>57.1</b>

**Q3:** Some people have a favorable opinion of the United States. Some don't. Please tell me if you have a very favorable, somewhat favorable, somewhat unfavorable or very unfavorable opinion of the United States.

	<b>Aug 2006</b>
Very favorable	16.0%
Somewhat favorable	47.2
Somewhat unfavorable	22.9
Very unfavorable	13.1
Don't Know / Not Answer	0.8
<b>Total Favorable</b>	<b>63.2</b>
<b>Total Unfavorable</b>	<b>36.0</b>

**Q4:** Which of the following phrases come closer to your view? I favor the U.S led efforts to fight terrorism, or I oppose the U.S. led efforts to fight terrorism?

	<b>Aug 2006</b>
Oppose	78.7%
Favor	20.8
Don't Know /Not answer	0.5

**Q5:** To your knowledge, which countries have given foreign assistance to Bangladesh? **(Choose more than one answer)**

	Aug 2006
China	5.8%
Japan	19.2
<b>USA</b>	<b>45.8</b>
Saudi Arabia	15.7
United Kingdom	4.0
India	8.8
Pakistan	0.8
Don't Know (DO NOT READ)	2.8

**Q6:** In your opinion, does Bangladesh need foreign assistance?

	<b>Aug 2006</b>
<b>Yes</b>	<b>96.7%</b>
No	3.3

**Q7:** Which of the following comes closest to your opinion? (Rotate choices)

	Aug 2006
1. The United States should <b>increase</b> its assistance to Bangladesh	80.4%
2. United States' assistance to Bangladesh should <b>stay the same</b>	7.2
3. The United States should <b>decrease</b> its assistance to Bangladesh	2.9
4. The United States should <b>not give any assistance</b> to Bangladesh and leave Bangladesh completely alone	9.3
8. Don't know (Do not read)	0.2

**Q8:** The United States is providing assistance to Bangladesh. Please tell me if this makes your opinion of the United States much more favorable, somewhat more favorable, somewhat less favorable, or much less favorable?

	Aug 2006
Much more favorable	35.8%
Somewhat more favorable	45.0
Somewhat less favorable	9.5
Much less favorable	3.2
No effect	6.5



**Q9:** In forming your overall opinion of the United States, how important is American assistance to Bangladesh?

	Aug 2006
Very important	39.9%
Somewhat important	45.0
Not very important	9.0
Not important at all	5.2
Don't know (DO NOT READ)	0.9

**Q10:** Which of the following comes closest to your opinion?

	<b>Aug 2006</b>
1. The United States should give assistance directly to the people of Bangladesh	44.8%
2. The United States should give assistance directly to the government of Bangladesh	40.7
3. The United States should give assistance directly to the businesses and banks of Bangladesh	8.7
4. The United States should not give any assistance to Bangladesh and leave Bangladesh completely alone	5.8

**Q11.** What areas do you want Bangladesh to benefit from US assistance in the future? **Please rank in order of importance (Rotate choices)**

	Aug 2006
<b>Economic growth</b>	<b>31.4%</b>
<b>Health</b>	<b>14.0</b>
<b>Education/Training</b>	<b>35.4</b>
Democracy promotion	1.5
Natural Disaster/Humanitarian Relief	11.7
Women Empowerment	2.6
Bangladesh should not accept any assistance from the United States	3.4
Don't know (DO NOT READ)	0.1

		1	2	3	4	5	6	7	98
1	<b>Economic growth</b>	<b>31.4</b>	25.2	21.4	13.7	5.8	2.1	0.3	
2	<b>Health</b>	<b>14.0</b>	24.9	29.0	19.2	9.8	3.1		
3	<b>Education/Training</b>	<b>35.4</b>	31.7	16.2	11.0	4.1	1.3	0.3	
4	Democracy promotion	<b>1.5</b>	2.9	10.7	19.6	42.4	21.8	1.1	
5	Natural Disaster/Humanitarian Relief	<b>11.7</b>	12.2	17.2	26.8	20.7	11.1	0.2	
6	Women Empowerment	<b>2.6</b>	3.3	5.4	9.6	17.1	59.6	2.3	
7	Bangladesh should not accept any assistance from the United States	<b>3.4</b>		0.1		0.1	0.6	95.7	
98	Don't know (Do not read)								0.1

**Q12:** What benefits do you want Bangladesh to gain from American assistance in the Health Sector? (Rotate choices)

	<b>Aug 2006</b>
<b>Immunization programs against disease</b>	<b>18.4%</b>
<b>Free medical assistance and medical equipment</b>	<b>48.9</b>
Public health education	12.2
Hospital ships to perform needed medical services	5.0
<b>Training doctors and medical workers</b>	<b>13.7</b>
Don't give aid to improve health	1.9
Don't know (DO NOT READ)	0.1

		1	2	3	4	5	6	98
1	<b>Immunization programs against disease</b>	<b>18.4</b>	34.5	24.8	14.9	7.1	0.3	
2	<b>Free medical assistance and medical equipment</b>	<b>48.9</b>	22.6	18.0	7.5	2.8	0.1	
3	Public health education	<b>12.2</b>	14.1	21.2	31.0	21.0	0.5	
4	Hospital ships to perform needed medical services	<b>5.0</b>	11.1	16.9	23.1	43.0	0.8	
5	<b>Training doctors and medical workers</b>	<b>13.7</b>	17.7	18.8	23.4	25.5	0.8	
6	Don't give aid to improve health	<b>1.9</b>		0.1		0.5	97.4	
98	Don't know (Do not read)							0.1

**Q13:** What benefits do you want Bangladesh to gain from American assistance in the Education Sector? (Rotate choices)

	<b>Aug 2006</b>
<b>Scholarships for education of poor children</b>	<b>61.2%</b>
School equipment (writing tools, uniform, books, etc)	7.9
<b>Construction of school buildings</b>	11.6
<b>Training for educators/teachers</b>	12.7
Student exchanges with the United States	5.0
Don't give aid to improve education	1.4
Don't know (DO NOT READ)	0.1

		1	2	3	4	5	6	98
1	Scholarships for education of poor children	61.2	18.0	11.0	6.9	2.7	0.1	
2	School equipment (writing tools, uniform, books, etc)	7.9	21.8	29.9	27.3	12.6	0.4	
3	Construction of school buildings	11.6	24.4	25.5	26.3	11.5	0.6	
4	Training for educators/teachers	12.7	26.0	23.1	25.1	12.8	0.2	
5	Student exchanges with the United States	5.0	9.8	10.0	14.0	59.9	1.3	
6	Don't give aid to improve education	1.4	0.1		0.1	0.5	97.8	
98	Don't know (Do not read)							0.1

**Q14:** What benefits do you want Bangladesh to gain from American assistance in the Economic Sector? (Rotate choices)

	<b>Aug 2006</b>
New business capital	15.6%
<b>Assistance for clothes and food</b>	23.4
<b>Free trade treaty with the US</b>	29.2
Vocational jobs training	12.9
<b>Loans to small businesses</b>	17.0
Don't give aid to improve economy	1.4
Don't know (DO NOT READ)	0.4

		1	2	3	4	5	6	98
1	New business capital	<b>15.6</b>	24.0	24.2	20.8	14.5	0.6	
2	<b>Assistance for clothes and food</b>	<b>23.4</b>	22.8	26.8	18.0	8.4	0.2	
3	<b>Free trade treaty with the US for the garments industry</b>	<b>29.2</b>	18.3	16.6	20.8	14.4	0.3	
4	Vocational jobs training	<b>12.9</b>	15.9	15.3	24.7	30.4	0.4	
5	<b>Loans to small businesses</b>	<b>17.0</b>	18.6	16.7	15.7	31.1	0.3	
6	Don't give aid to improve economy	<b>1.4</b>					98.2	
98	Don't know (Do not read)							0.4

**Q15:** Have you ever heard of the “US Mercy”--an American hospital ship that provides humanitarian assistance to the people of Bangladesh and other countries in Asia?

	Aug 2006
Yes	42.7%
No	56.9
Don't Know	0.4

**Q15A: If Yes,** Where did you learn about the *Mercy*? (May choose more than one)

	Aug 2006
TV	63.2%
Radio	6.7
Newspaper	26.5
Magazine	0.5
Internet	0.2
Workplace	5.1
Other people	33.7

**Cross-Tab Comparison:**

*Unlike Indonesia, where only 16% of those surveyed had ever heard of the US Mercy, 43% of respondents had actually heard of the **Mercy** and its mission. This is due to the fact that news coverage of the **Mercy's** mission, particularly by the leading TV channel in Bangladesh, was extensive.*

**Q16:** The *Mercy* is an American hospital ship that recently spent eight days docked near Chittagong to provide humanitarian assistance to the people of Bangladesh. What is your opinion of the *Mercy*'s mission?

	Aug 2006
<b>Favorable</b>	<b>95.1%</b>
Unfavorable	4.4
Don't Know	0.5

**Cross-Tab Comparisons:**

*Since favorable opinion of the **Mercy** mission was universal for the people of Bangladesh at 95%, the difference in favorable views between those who had heard of the mission before the survey and those who learned of the **Mercy** for the first time when asked is statistically insignificant—just 1.3%, well under the margin of error itself for the survey. And unlike Indonesia, positive responses to the **Mercy**'s mission did not vary meaningfully across educational levels (93.8% of people with some elementary education or less were favorable; 94.6% with some post-secondary education or higher were favorable).*

**Q17:** Do the activities of the hospital ship *Mercy* make your opinion of the United States much more favorable, somewhat more favorable, somewhat less favorable, much less favorable, or have no effect?

	Aug 2006
Much more favorable	45.8%
Somewhat more favorable	40.7
Somewhat less favorable	6.0
Much less favorable	1.9
No effect	4.8
Don't Know	0.8
<b>Total more favorable</b>	<b>86.5</b>

**Q18:** While in Bangladesh, the medical doctors on the hospital ship *Mercy* conducted over 6,000 medical examinations, including more than 60 surgeries correcting young children’s cleft palates. The experts from the *Mercy* team also upgraded medical equipment at the Chittagong Medical College Hospital.

Do these additional facts make your opinion of the *Mercy*’s mission much more favorable, somewhat more favorable, somewhat less favorable, much less favorable, or have no effect?

	Aug 2006
Much more favorable	46.7%
Somewhat more favorable	39.0
Somewhat less favorable	4.6
Much less favorable	3.2
No effect	5.9
Don’t Know	0.6

**Q19:** The hospital ship *Mercy* is a United States Navy ship. Does the fact that the *Mercy* is an American Navy ship make your opinion of its mission much more favorable, somewhat more favorable, somewhat less favorable, much less favorable or have no effect?

	Aug 2006
Much more favorable	25.0%
Somewhat more favorable	33.0
Somewhat less favorable	16.4
Much less favorable	13.0
No effect	10.6
Don’t Know	2.0
<b>Total more favorable</b>	<b>58.0</b>



**Q20:** Which of the following would make your opinion of the United States more favorable? **Please rank in order of importance. (Rotate choices)**

1. Additional and expanded visits of the hospital ship *Mercy* to Bangladesh
2. 5,000 new scholarships from the United States for free education to secondary and university students from Bangladesh
3. Concluding a trade treaty with the United States that would greatly increase Bangladeshi exports to America
4. Stronger American support for resolving the Palestinian-Israeli conflict and for establishing a Palestinian state
5. None of the above

**Percentage of Those who Chose Each Answer as their First or Second Choice:**

	Aug 2006
1. 5,000 new scholarships from the United States for free education to secondary and university students from Bangladesh	57.3%
2. Concluding a trade treaty with the United States that would greatly increase Bangladeshi exports to America	51.5
2. Additional and expanded visits of the hospital ship <i>Mercy</i> to Bangladesh	49.6
3. Stronger American support for resolving the Palestinian-Israeli conflict and for establishing a Palestinian state	41.5

## Demographics: Indonesia

### Sex

		Frequency	Percent	Valid Percent	Cumulative Percent
Valid	Male	609	50.4	50.4	50.4
	Female	599	49.6	49.6	100.0
	Total	1209	100.0	100.0	

### Rural-Urban Category

		Frequency	Percent	Valid Percent	Cumulative Percent
Valid	Rural	734	60.8	60.8	60.8
	Urban	474	39.2	39.2	100.0
	Total	1209	100.0	100.0	

### Age Group

		Frequency	Percent	Valid Percent	Cumulative Percent
Valid	<= 19 years	58	4.8	4.8	4.8
	20 - 29 years	257	21.3	21.4	26.2
	30 - 39 years	356	29.4	29.5	55.7
	40 - 49 years	254	21.0	21.1	76.8
	>= 50 years	280	23.1	23.2	100.0
	Total	1205	99.7	100.0	
Missing	System	4	.3		
Total		1209	100.0		

### Ethnicity

		Frequency	Percent	Valid Percent	Cumulative Percent
Valid	Javanese	426	35.3	35.4	35.4
	Sundanese	224	18.5	18.6	53.9
	Malay	70	5.8	5.8	59.7
	Madurese	23	1.9	1.9	61.6
	Bugis	37	3.0	3.0	64.7
	Betawi people	18	1.5	1.5	66.2
	Batakese	30	2.4	2.4	68.6
	Minang	46	3.8	3.8	72.4
	Balinese	37	3.0	3.1	75.5
	Banten	11	.9	.9	76.4
	Other	284	23.5	23.6	100.0
	Total	1205	99.7	100.0	
	Missing	System	4	.3	
Total		1209	100.0		

### Religion

		Frequency	Percent	Valid Percent	Cumulative Percent
Valid	Islam	1042	86.2	86.3	86.3
	Protestant	71	5.9	5.9	92.2
	Catholic	49	4.1	4.1	96.3
	Hinduism	37	3.0	3.0	99.3
	Buddhism	5	.4	.4	99.7
	Konfucius	1	.1	.1	99.8
	Others	3	.2	.2	100.0
	Total	1208	99.9	100.0	
Missing	System	1	.1		
Total		1209	100.0		

### Education level

		Frequency	Percent	Valid Percent	Cumulative Percent
Valid	<= Primary School	574	47.5	47.6	47.6
	Junior High School	240	19.9	19.9	67.5
	Senior High School	294	24.4	24.4	91.9
	University	98	8.1	8.1	100.0
	Total	1206	99.8	100.0	
Missing	System	3	.2		
Total		1209	100.0		

### Income

		Frequency	Percent	Valid Percent	Cumulative Percent
Valid	< 400 thousand rupiah	508	42.0	42.3	42.3
	400 - 999 thousand rupiah	408	33.8	34.0	76.3
	>= 1million rupiah	285	23.6	23.7	100.0
	Total	1201	99.4	100.0	
Missing	System	8	.6		
Total		1209	100.0		

**INDONESIA: DEMOGRAPHIC CHARACTERISTICS, SURVEY AND NATIONAL CENSUS (2004) COMPARED**

	<b>TFT poll sample (n = 1209) (August, 20-30 2006)</b>	<b>National Census (2004)</b>
<b>RURAL - URBAN</b>		
RURAL	60.8	60
Urban	39.2	40
<b>GENDER</b>		
MALE	50.4	50
FEMALE	49.6	50
<b>EDUCATION*</b>		
ELEMENTARY SCHOOL OR LOWER	47.6	60
JUNIOR HIGH SCHOOL	19.9	19
SENIOR HIGH SCHOOL	24.4	18
UNIVERSITY	8.1	4
<b>AGE</b>		
19 years or younger	4.8	5
20-29 years	21.4	25
30-39 years	29.5	22
40-49 years	21.1	17
50 years or older	23.2	20
<b>INCOME</b>		
< Rp. 400.000	42.3	42
Rp. 400.000 – Rp. 1.000.000	34	38
> Rp. 1.000.000	23.7	20
<b>RELIGION</b>		
Moslim	86.3	87
Chirtian/Catholic	10	10
Hindu	3	2
Buddhis	0.4	1
<b>ETHNIC</b>		
Javanese	35.4	41.6
Sundanese	18.6	15.4
Malay	5.8	3.4
Madura	1.9	3.4
Minang	3.8	2.7
Bugis	3	2.5

Betawi	1.5	2.5
Other	30	28.5

\*The census includes the population of education level of younger than 17 year old population.

## Demographics: Bangladesh

S1	Do you or any family member who lives in this house work or have worked, in any of the following professions?		
1	Research/social or marketing survey company	Exit Interview	
2	Mass Media: Newspaper, Magazine, Radio, and TV	Exit Interview	
3	Foreign Embassies in Bangladesh	Exit Interview	
4	Non Governmental Organization/NGO from foreign countries	Exit Interview	
5	None from the above institutions	Continue	100.0

S2	How old are you?
----	------------------

	Frequency	Percent	Valid Percent	Cumulative Percent
Valid 18-29 years	425	42.1	42.1	42.1
30-39 years	281	27.8	27.8	69.9
40-49 years	176	17.4	17.4	87.3
50-60 years	84	8.3	8.3	95.6
More than 60 years	44	4.4	4.4	100.0
Total	1010	100.0	100.0	

S3	From this list of countries, which one(s) are you familiar with?
----	--

### Name of Familiar countries

	Frequency	Percent	Valid Percent	Cumulative Percent
Valid Saudi Arabia	998	98.8	99.7	99.7
2	3	.3	.3	100.0
Total	1001	99.1	100.0	
Missing System	9	.9		
Total	1010	100.0		

### Name of Familiar countries

	Frequency	Percent	Valid Percent	Cumulative Percent
Valid India	991	98.1	99.9	99.9
3	1	.1	.1	100.0
Total	992	98.2	100.0	
Missing System	18	1.8		
Total	1010	100.0		

**Name of Familiar countries**

		Frequency	Percent	Valid Percent	Cumulative Percent
Valid	Pakistan	984	97.4	100.0	100.0
Missing	System	26	2.6		
Total		1010	100.0		

**Name of Familiar countries**

		Frequency	Percent	Valid Percent	Cumulative Percent
Valid	USA	1006	99.6	100.0	100.0
Missing	System	4	.4		
Total		1010	100.0		

**Name of Familiar countries**

		Frequency	Percent	Valid Percent	Cumulative Percent
Valid	China	946	93.7	100.0	100.0
Missing	System	64	6.3		
Total		1010	100.0		

**Name of Familiar countries**

		Frequency	Percent	Valid Percent	Cumulative Percent
Valid	Japan	975	96.5	100.0	100.0
Missing	System	35	3.5		
Total		1010	100.0		

**Name of Familiar countries**

		Frequency	Percent	Valid Percent	Cumulative Percent
Valid	UK	884	87.5	100.0	100.0
Missing	System	126	12.5		
Total		1010	100.0		

### Division

		Frequency	Percent	Valid Percent	Cumulative Percent
Valid	Dhaka	290	28.7	28.7	28.7
	Chittagong	170	16.8	16.8	45.5
	Khulna	170	16.8	16.8	62.4
	Rajshahi	220	21.8	21.8	84.2
	Sylhet	60	5.9	5.9	90.1
	Barishal	100	9.9	9.9	100.0
	Total	1010	100.0	100.0	

### Gender

		Frequency	Percent	Valid Percent	Cumulative Percent
Valid	Male	507	50.2	50.2	50.2
	Female	503	49.8	49.8	100.0
	Total	1010	100.0	100.0	

### Actual age at last birthday

		Frequency	Percent	Valid Percent	Cumulative Percent
Valid	12	2	.2	.2	.2
	15	1	.1	.1	.3
	18	16	1.6	1.6	1.9
	19	45	4.5	4.5	6.3
	20	58	5.7	5.7	12.1
	21	36	3.6	3.6	15.6
	22	35	3.5	3.5	19.1
	23	28	2.8	2.8	21.9
	24	31	3.1	3.1	25.0
	25	54	5.3	5.3	30.3
	26	25	2.5	2.5	32.8
	27	33	3.3	3.3	36.0
	28	44	4.4	4.4	40.4
	29	18	1.8	1.8	42.2
	30	28	2.8	2.8	45.0
	31	17	1.7	1.7	46.6
	32	41	4.1	4.1	50.7
	33	15	1.5	1.5	52.2
	34	25	2.5	2.5	54.7
	35	63	6.2	6.2	60.9
	36	28	2.8	2.8	63.7
	37	27	2.7	2.7	66.3
	38	22	2.2	2.2	68.5
	39	12	1.2	1.2	69.7
	40	31	3.1	3.1	72.8



41	15	1.5	1.5	74.3
42	34	3.4	3.4	77.6
43	10	1.0	1.0	78.6
44	8	.8	.8	79.4
45	49	4.9	4.9	84.3
46	4	.4	.4	84.7
47	6	.6	.6	85.2
48	14	1.4	1.4	86.6
49	5	.5	.5	87.1
50	17	1.7	1.7	88.8
51	3	.3	.3	89.1
52	16	1.6	1.6	90.7
53	3	.3	.3	91.0
54	5	.5	.5	91.5
55	17	1.7	1.7	93.2
56	6	.6	.6	93.8
57	2	.2	.2	94.0
58	8	.8	.8	94.8
59	1	.1	.1	94.9
60	11	1.1	1.1	95.9
61	3	.3	.3	96.2
62	5	.5	.5	96.7
63	2	.2	.2	96.9
64	1	.1	.1	97.0
65	9	.9	.9	97.9
66	1	.1	.1	98.0
67	1	.1	.1	98.1
68	1	.1	.1	98.2
69	3	.3	.3	98.5
70	6	.6	.6	99.1
71	1	.1	.1	99.2
72	4	.4	.4	99.6
73	1	.1	.1	99.7
74	1	.1	.1	99.8
75	1	.1	.1	99.9
76	1	.1	.1	100.0
Total	1010	100.0	100.0	

#### Number of years for education

	Frequency	Percent	Valid Percent	Cumulative Percent
Valid 0	48	4.8	4.8	4.8
1	17	1.7	1.7	6.5
2	44	4.4	4.4	10.8
3	57	5.6	5.7	16.5
4	41	4.1	4.1	20.6
5	136	13.5	13.5	34.1
6	39	3.9	3.9	37.9

7	40	4.0	4.0	41.9
8	97	9.6	9.6	51.5
9	80	7.9	7.9	59.5
10	130	12.9	12.9	72.4
11	34	3.4	3.4	75.8
12	111	11.0	11.0	86.8
13	14	1.4	1.4	88.2
14	70	6.9	7.0	95.1
15	13	1.3	1.3	96.4
16	20	2.0	2.0	98.4
17	10	1.0	1.0	99.4
18	4	.4	.4	99.8
19	1	.1	.1	99.9
99	1	.1	.1	100.0
Total	1007	99.7	100.0	
Missing System	3	.3		
Total	1010	100.0		

#### Educational level

	Frequency	Percent	Valid Percent	Cumulative Percent
Valid Some elementary or less	337	33.4	33.4	33.4
Some secondary	281	27.8	27.8	61.2
Completed secondary	147	14.6	14.6	75.7
Some post-secondary	239	23.7	23.7	99.4
Completed vocational institute	5	.5	.5	99.9
Refused	1	.1	.1	100.0
Total	1010	100.0	100.0	

#### Marital status

	Frequency	Percent	Valid Percent	Cumulative Percent
Valid Single	197	19.5	19.5	19.5
Married	791	78.3	78.3	97.8
Widow	16	1.6	1.6	99.4
Divorced	3	.3	.3	99.7
5	1	.1	.1	99.8
6	1	.1	.1	99.9
Refused	1	.1	.1	100.0
Total	1010	100.0	100.0	

### Present job status

	Frequency	Percent	Valid Percent	Cumulative Percent
Valid Working full time	367	36.3	36.3	36.3
Working part time	81	8.0	8.0	44.4
Unemployed but looking work	33	3.3	3.3	47.6
Unemployed but don't looking work	18	1.8	1.8	49.4
Housewife	373	36.9	36.9	86.3
Student	97	9.6	9.6	95.9
Retired or disabled	39	3.9	3.9	99.8
8	1	.1	.1	99.9
Refused	1	.1	.1	100.0
Total	1010	100.0	100.0	

### Main occupation

	Frequency	Percent	Valid Percent	Cumulative Percent
Valid Farmer or fisherman	87	8.6	19.5	19.5
Unskilled manual worker	60	5.9	13.5	33.0
Manual worker	63	6.2	14.1	47.1
Foreman/Supervisor	9	.9	2.0	49.1
Service worker	23	2.3	5.2	54.3
Non-manual worker	8	.8	1.8	56.1
Manager	3	.3	.7	56.7
Owner	111	11.0	24.9	81.6
Mid-level professionals	34	3.4	7.6	89.2
High level professionals	8	.8	1.8	91.0
Government officials	30	3.0	6.7	97.8
Military personnel	1	.1	.2	98.0
Art and intellectual	1	.1	.2	98.2
Refused	8	.8	1.8	100.0
Total	446	44.2	100.0	
Missing System	564	55.8		
Total	1010	100.0		

### Monthly income

	Frequency	Percent	Valid Percent	Cumulative Percent
Valid Tk. 1000 or less	18	1.8	1.8	1.8
Tk. 1001-2000	41	4.1	4.1	5.8
Tk. 2001-3000	118	11.7	11.7	17.5
Tk. 3001-4000	120	11.9	11.9	29.4
Tk. 4001-5000	134	13.3	13.3	42.7
Tk. 5001-6000	145	14.4	14.4	57.0

Tk. 6001-7000	88	8.7	8.7	65.7
Tk. 7001-8000	69	6.8	6.8	72.6
Tk. 8001-9000	59	5.8	5.8	78.4
Tk. 9001-10,000	76	7.5	7.5	85.9
Tk. 10,001 or more	142	14.1	14.1	100.0
Total	1010	100.0	100.0	

### Language

	Frequency	Percent	Valid Percent	Cumulative Percent
Valid Bengali	995	98.5	98.5	98.5
Urdu	1	.1	.1	98.6
Hindi	1	.1	.1	98.7
English	2	.2	.2	98.9
Tribal	10	1.0	1.0	99.9
Arabic	1	.1	.1	100.0
Total	1010	100.0	100.0	

### Religion

	Frequency	Percent	Valid Percent	Cumulative Percent
Valid Muslim	905	89.6	100.0	100.0
Missing System	105	10.4		
Total	1010	100.0		

### Religion

	Frequency	Percent	Valid Percent	Cumulative Percent
Valid Hindu	90	8.9	100.0	100.0
Missing System	920	91.1		
Total	1010	100.0		

**BANGLADESH: DEMOGRAPHIC CHARACTERISTICS, SURVEY AND NATIONAL CENSUS (2001) COMPARED**

	TFT Poll (Sample=1010 August 15-29, 2006)	National Census 2001
<b>Rural-Urban</b>		
Rural	61.3	76.9
Urban	38.7	23.1
<b>Gender</b>		
Male	50.2	51.6
Female	49.8	48.4
<b>Education</b>		
Elementary or lower	33.4	54.72
Some secondary	27.8	29
Completed Secondary	14.6	13.36
Some post Secondary	23.7	2.92
Completed Vocational	0.5	0.26
<b>Age</b>		
Less than 18 years		
19-29 years	42.1	58.02
30-39 years	27.8	13.6
40-49 years	17.4	8.7
50-60 years	8.3	7.03
More than 60 years	4.4	6.2
<b>Income</b>		
Less than Tk 3000	17.6	13.24
Tk 3001-Tk 5000	25.2	18.07
Tk 5001-Tk 7000	23.1	13.90
Tk 7001-Tk 10000	20.1	13.40
More than Tk 10000	14	41.39
<b>Religion</b>		
Muslim	89.6	89.7
Hindu	8.9	9.2
Christian/Catholic	0.4	0.3
Buddhist and Others	1	0.8
<b>Division</b>		
Dhaka	28.7	31.5
Chittagong	16.8	19.5
Khulna	16.8	11.8
Sylhet	5.9	6.4
Rajshahi	21.8	24.3
Barisal	9.9	6.6

Source: Population Census 2001, Statistical Yearbook of Bangladesh 2004

